



EZ-Conveyor™

Automated Bicycle Parking

KINETIC
Bike Parking That Fits

lominck
mobility
partner
in innovatie



EZ-Conveyor™ Overview

Anyone struggling to get their bike up or down stairs or a steep ramp will enjoy the convenience of the **EZ-Conveyor™** system.

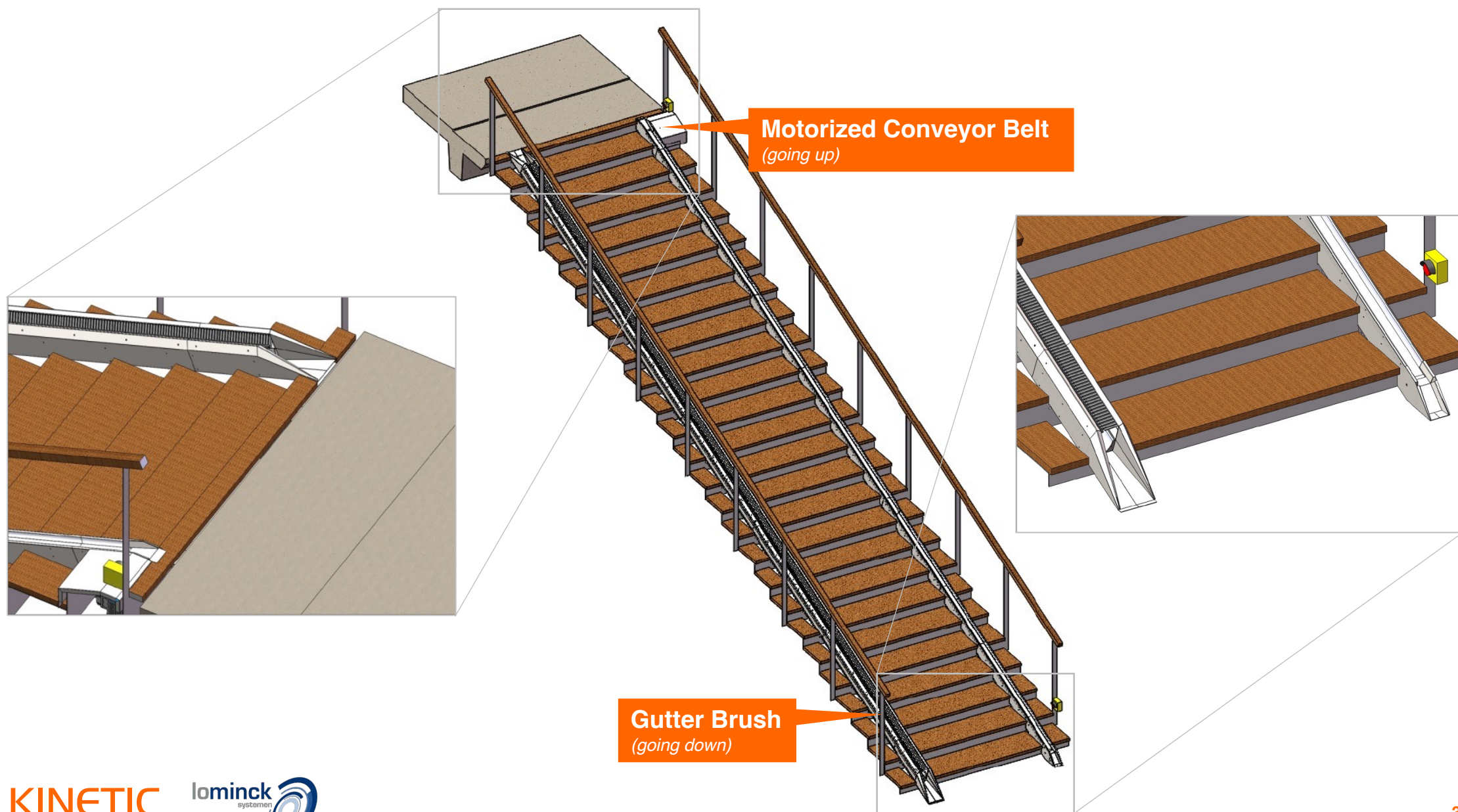
This bike parking solution deploys two ways of moving bikes up and down inclines depending on direction.

Going uphill?

Let the **Motorized Conveyor Belt** carry your bike. Just walk alongside your bike and let the system do the work. Bikes with hand brakes work best, but even those without can be transported with a little extra help from you. The conveyor automatically starts when it senses your bike and stops when you reach the top.

Going downhill?

Simply place the bike in the **Gutter Brush** to gently decrease speed as you descend, letting you keep things safe. It works for any two-wheeled bike, no matter the weight or tire size.



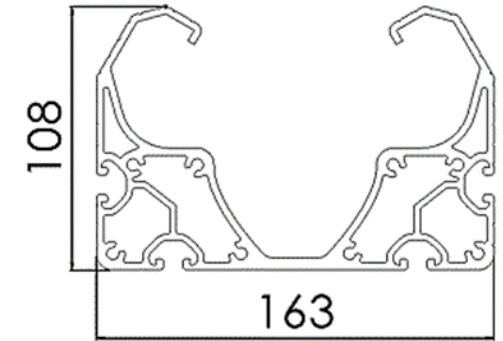
Specifications

Gutter Brush (top to bottom)

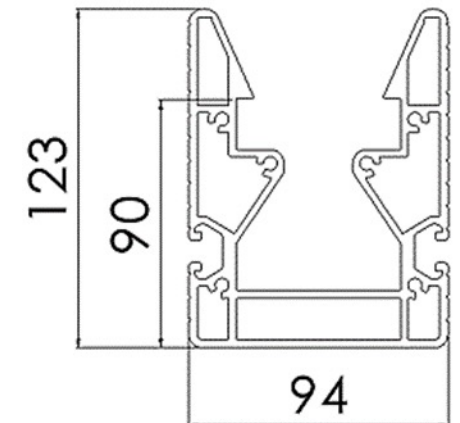
- Gutter: anodized aluminum
- Brushes: synthetic 0.02" [0.5 mm], black, PBI
- Dimensions: width 6.42" [16.3 cm], height 4.25" [10.8 cm]
- Maximum tire width: 2.5" [6.35 cm]
- Minimum distance from wall to middle of the gutter: 13.78" [35 cm]
- Slopes: up to 50° (when directly installed on stairs)

Motorized Conveyor Belt (bottom to top)

- Gutter: anodized aluminum
- Conveyor belt: Kevlar-based polyurethane
- Dimensions: width 3.7" [9.4 cm], height 4.8" [12.3 cm]
- Minimum distance from wall to middle of the gutter: 13.78" [35 cm]
- Motor: ± 0.75 kW, 48.2 Nm (UL/CE) – electrical details available upon request
- Motor dimensions (LxWxH): 23.9"x7.9"x6.2" [60.7x20x15.8 cm]
- Conveyor speed: standard 50 Hz [0.5 m p/sec]
- Maximum tire width: 5.7" [14.5 cm]
- Slopes (0°-35°)
 - 0°-25°: when directly installed on stairs
 - 26°-35°: when incorporated into stairs



Gutter Brush



Motorized Conveyor Belt

Technical Data

Conveyor Belt Speed = 50 Hz [0.5 m p/sec]

- Conveyor Belt, width 2" [50mm]
- Kevlar cords
- Diameter pulley: Z = 20
- Maximum mass horizontal (0°): 838 lbs. [380 kg]
- Maximum mass inclination: 35°: 359 lbs. [163 kg]
- Maximum length at 35°: 43' [13 m]
- Maximum inclination at maximum length: 11.53°
- Maximum length: 65.5' [20 m]
- Difference in height without intermediate platform(s)


Inclination (in degrees)	Maximum mass at conveyor belt	Maximum length at maximum mass	Length conveyor belt up to height of 13' [4 m]	Maximum number of bikes at conveyor belt*	Average mass at conveyor belt
0	816 lbs. [370 kg]	65.5' [20 m]		10	551 lbs. [250 kg]
10	573 lbs. [260 kg]	65.5' [20 m]		10	551 lbs. [250 kg]
11.53	551 lbs. [250 kg]	65.5' [20 m]	65.5' [20 m]	10	551 lbs. [250 kg]
15	505 lbs. [229 kg]	59' [18 m]	51' [15.5 m]	8	441 lbs. [200 kg]
20	452 lbs. [205 kg]	52.5' [16 m]	38.5' [11.7 m]	6	331 lbs. [150 kg]
25	412 lbs. [187 kg]	49' [15 m]	31' [9.5 m]	5	276 lbs. [125 kg]
30	381 lbs. [173 kg]	46' [14 m]	26' [8 m]	4	220 lbs. [100 kg]
35	359 lbs. [163 kg]	43' [13 m]	23' [7 m]	4	220 lbs. [100 kg]

* 55 lbs. [25 kg] per bike

Indoor & Outdoor



Next to Stairs & Milled Into Stairs



Straight & Angled



Flexible Length



4'-3" [1.3 m]




70'-6.5" [21.5 m]

Platforms




Stairs & Ramps




Slopes Up To 50°




11°



26°



45°



50°

Installations



Location: Amsterdam, Holland
Installed : April 2014
Length: 33' [10 m]
Outdoor



Location: Brugge, Belgium
Installed: December 2016
Length: 39' [12 m]
Indoor

Installations



Location: Drechterland, Holland (2 systems)

Installed: July 2015

Length: 33' + 28' [5.5 m + 8.5 m]

Outdoor

KINETIC



Installations



Location: Rotterdam, Holland
Installed: September 2015
Length: 69' [21 m]
Indoor



Location: Paris, France
Installed: September 2019
Length: 46' [14 m]
Outdoor


Installations



Location: Alblasterdam, Holland
Installed: March 2016
Length: 24.5' [7.5 m]
Outdoor



Location: Beijing, China
Installed: April 2019
Length: appr. 180' [55 m]
Outdoor



Location: Cambridge, UK
Installed: October 2018
Length: 31' [9.4 m]
Indoor


Installations



Location: Rotterdam, Holland
Installed: March 2015
Length: 29.5' [9 m]
Indoor



Location: the Hague, Holland
Installed: October 2015
Length: 27.5' [8.4 m]
Indoor



Location: Antwerp, Belgium
Installed: March 2017
Length: 49' [15 m]
Outdoor




Location: Bielefeld, Germany
Installed: February 2018
Length: 26.5' [8.1 m]
Indoor

Installations



Location: Utrecht, Holland
Installed: December 2014
Length: 59' [18 m]
Indoor



Location: Amsterdam, Holland
Installed: February 2015
Length: 59' [18 m]
Indoor

EZ-Conveyor™ Smart Version

The **Smart Version** of the EZ-Conveyor™ can monitor the system both in terms of user numbers and technical performance in real time. Log in to obtain user information and compile statistics based on real-time data.

Lo Minck Systems can also remotely monitor the timing belt and upload software updates.

Customers will be required to obtain a subscription of a SIM card.

Further details are available upon request.



Thank You!

Contact us for a quote or layout.
solutions@kineticbikeparking.com

1-800-818-2373

KINETIC

Bike Parking That Fits

Kinetic Parking Solutions is the North American Distribution and Reseller Partner for Lo Minck Systemen BV, Lissersbroek, The Netherlands.

© 2024 Lo Minck Systemen BV and Kinetic Parking Solutions.